



PSP RS232



Made this one short for this photo




**DB9 Male Connector**

**Connects to J6 of the Mikohn In  
Machine Logic Board**

**The RS232 Input**

PIN 1	PIN 2	PIN 3	PIN 5
Black	Red	Green	Black

**Note: Jumper PIN 1 Black to PIN 5**




**DB9 Female Connector**

**Connects to the Computer RS232 port**

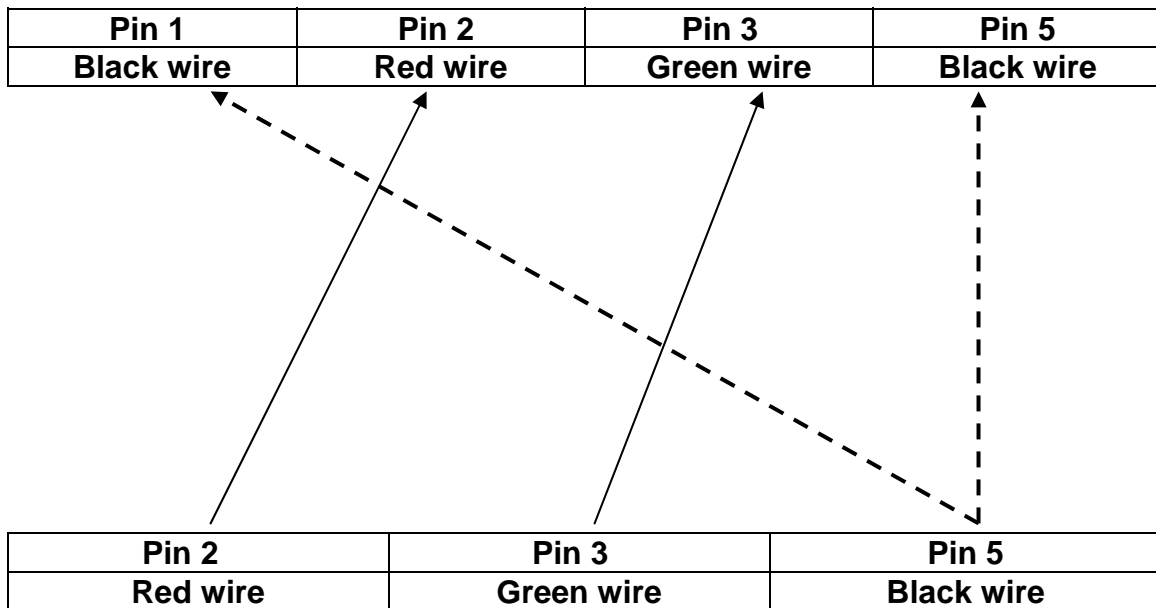
PIN 2	PIN 3	PIN 5
Red	Green	Black

---

## RS232 Con1 & Con2 Connector (Male Pin's)



**Pin 1 and Pin 5 is jumper together**



## RS232 Computer side – (Female Pin's)

