



PSP RS232



Made this one short for this photo




DB9 Male Connector

**Connects to J6 of the Mikohn In
Machine Logic Board**

The RS232 Input

PIN 1	PIN 2	PIN 3	PIN 5
Black	Red	Green	Black

Note: Jumper PIN 1 Black to PIN 5




DB9 Female Connector

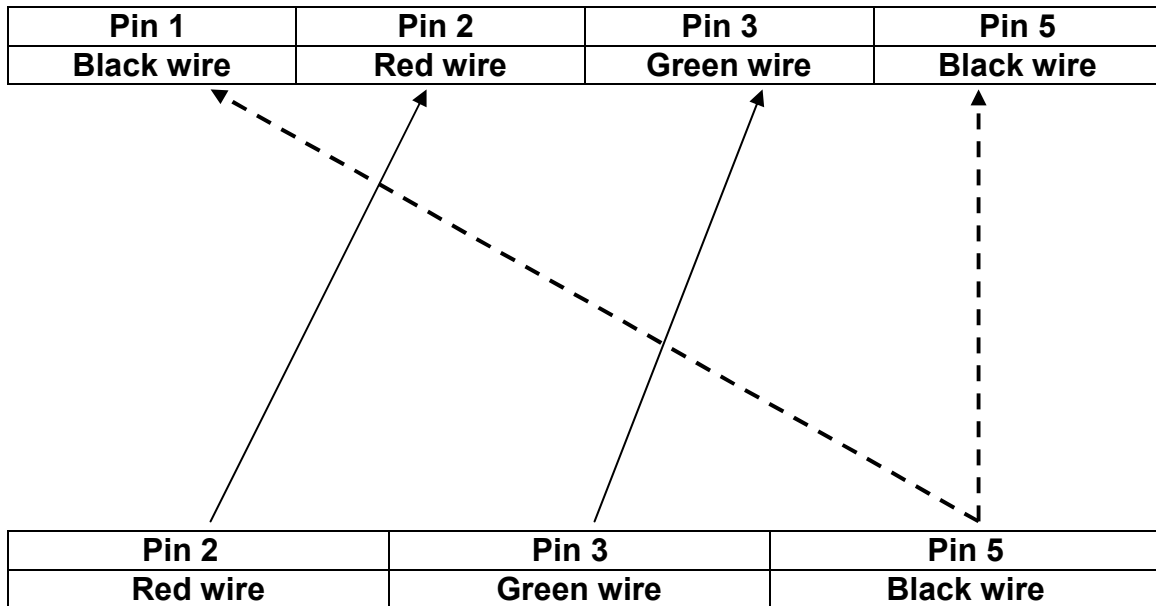
Connects to the Computer RS232 port

PIN 2	PIN 3	PIN 5
Red	Green	Black

RS232 Con1 & Con2 Connector (Male Pin's)



Pin 1 and Pin 5 is jumper together



RS232 Computer side – (Female Pin's)

