NOTES:
(UNLESS OTHERWISE SPECIFIED)

1) ALL THROUGH HOLE RESISTORS EXPRESSED IN OHMS 1/4W 5%
   ALL SURFACE MOUNT RESISTORS EXPRESSED IN OHMS 1/10W 5%
2) ALL CAPACITORS EXPRESSED IN MICROFARADS
3) ALL 14 PIN ICS, PIN 14 IS PWR, PIN 7 IS GND.
   ALL 16 PIN ICS, PIN 16 IS PWR, PIN 8 IS GND.
   ALL 20 PIN ICS, PIN 20 IS PWR, PIN 10 IS GND.
   ALL 32 PIN ICS, PIN 32 IS PWR, PIN 16 IS GND.
4) P2 MAY BE 32 OR 64 PIN, CONNECTIONS ARE SHOWN FOR BOTH

REVISIONS

REV	ECO	DESCRIPTION	BY/DATE	CHK/DATE
EA		PROTOTYPE RELEASE	RHC/3AUG00	
EB		CHANGE Q2 IS:2N3904 WAS:2N6724,CORRECT C1	RHC/11SEP00	.
A	10036	PRODUCTION RELEASE	RHC/27SEP00	.

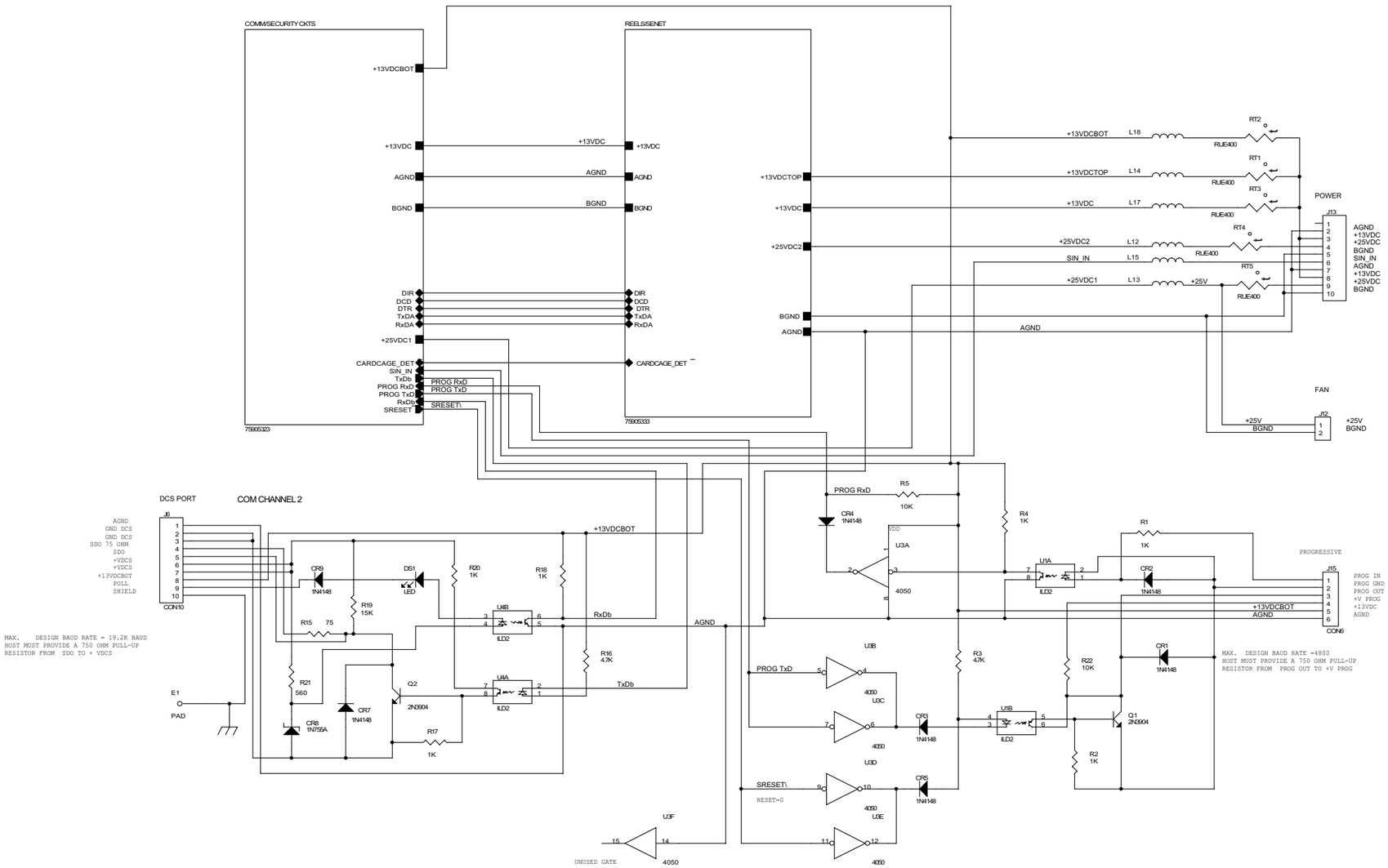

ALL DESIGN, OPERATIVE AND PROCESS DATA PERTAINING TO THE ARTICLE SHOWN ON THIS SHEET IS THE PROPERTY OF INTERNATIONAL GAME TECHNOLOGY, RENO, NEVADA, THIS INFORMATION IS DISCLOSED IN CONFIDENCE AND IS NOT TO BE COPIED, REPRODUCED, REVEALED TO OR APPROPRIATED BY OTHERS, IN PART OR IN WHOLE, WITHOUT THE EXPRESS CONSENT OF IGT. THIS PRINT IS LOANED AND RECIPIENT COVENANTS IT WILL NOT BE USED IN ANY MANNER DETRIMENTAL TO THE INTEREST OF IGT, AND MUST BE RETURNED ON DEMAND.

INTERNATIONAL GAME TECHNOLOGY
9295 PROTOTYPE DRIVE RENO, NV 89511

TITLE
SCHEMATIC
PCB, 960,S2000I
MOTHER BOARD

DWG. SIZE	DWG. NO.	REV LTR
C	759 053 13	A

DRAWN	DATE	CHECKED	DATE	APPROVED	DATE	SCALE	SHT 1 OF 3
B. CARSON	3AUG00					NONE	

DWG NO: 759 053 13

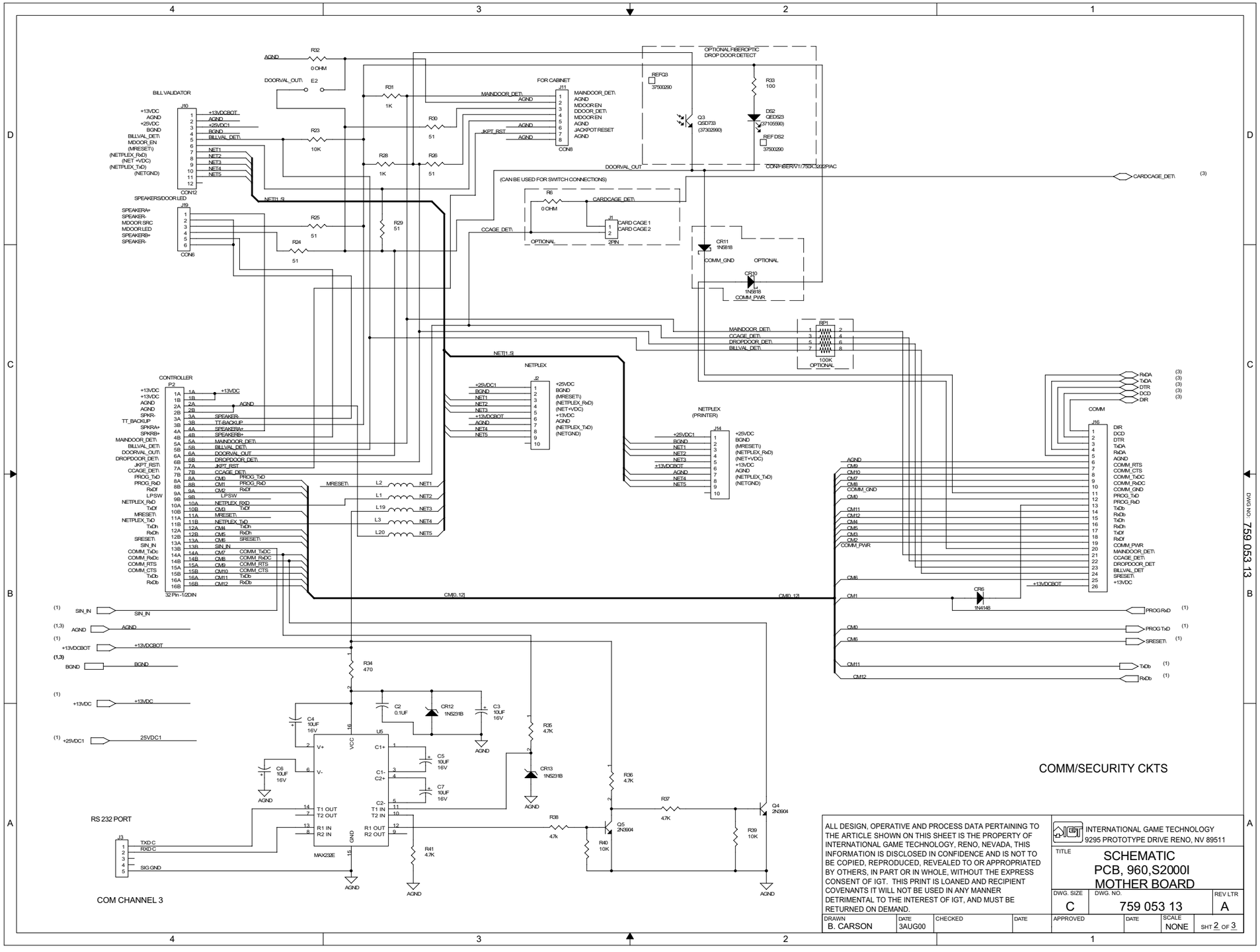
BILL VALIDATOR
J10
CON12
SPEAKERS/DOOR LED
J19
CON6
FOR CABINET
J11
CON8
OPTIONAL FIBEROPTIC DROP DOOR DETECT
CONFIBERV1/750K3002PIAC
(CAN BE USED FOR SWITCH CONNECTIONS)
OPTIONAL
CARD CAGE 1
CARD CAGE 2
2PIN
COMM_GND
COMM_PWR
RP1
100K
CONTROLLER
P2
32 Pin-1-2DIN
NETPLEX
J2
NETPLEX (PRINTER)
J14
COMM
J16
COMM/SECURITY CKTS
RS 232 PORT
J3
COM CHANNEL 3
MAX232E
U5
Q4 2N3904
Q5 2N3904
ALL DESIGN, OPERATIVE AND PROCESS DATA PERTAINING TO THE ARTICLE SHOWN ON THIS SHEET IS THE PROPERTY OF INTERNATIONAL GAME TECHNOLOGY, RENO, NEVADA, THIS INFORMATION IS DISCLOSED IN CONFIDENCE AND IS NOT TO BE COPIED, REPRODUCED, REVEALED TO OR APPROPRIATED BY OTHERS, IN PART OR IN WHOLE, WITHOUT THE EXPRESS CONSENT OF IGT. THIS PRINT IS LOANED AND RECIPIENT COVENANTS IT WILL NOT BE USED IN ANY MANNER DETRIMENTAL TO THE INTEREST OF IGT, AND MUST BE RETURNED ON DEMAND.
INTERNATIONAL GAME TECHNOLOGY
9295 PROTOTYPE DRIVE RENO, NV 89511
TITLE
SCHEMATIC
PCB, 960,S2000I
MOTHER BOARD
DWG. SIZE C
DWG. NO. 759 053 13
REV LTR A
DRAWN B. CARSON
DATE 3AUG00
CHECKED
DATE
APPROVED
DATE
SCALE NONE
SHT 2 OF 3
DWG NO. 759 053 13

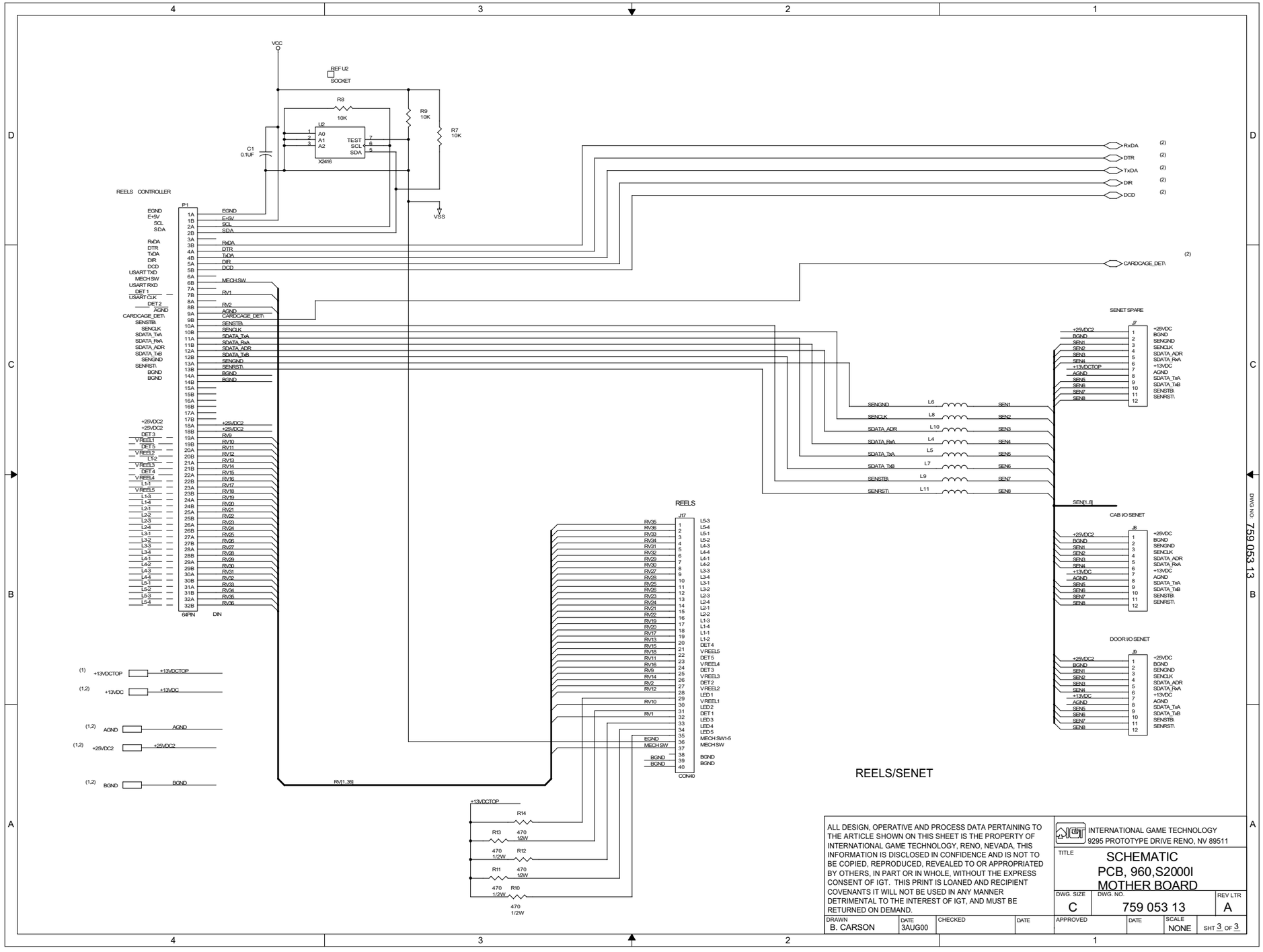
REELS CONTROLLER
P1
64PIN DIN
VCC
REF U2
SOCKET
R8 10K
R9 10K
R7 10K
U2
X24116
C1 0.1UF
VSS
RxDA
DTR
TxDA
DIR
DCD
CARDCAGE_DET\
SENET SPARE
J7
CAB IO SENET
J8
DOOR IO SENET
J9
SEN[1..8]
REELS
J17
CON40
RV[1..35]
+13VDCTOP
+13VDC
AGND
+25VDC2
BGND
REELS/SENET
ALL DESIGN, OPERATIVE AND PROCESS DATA PERTAINING TO THE ARTICLE SHOWN ON THIS SHEET IS THE PROPERTY OF INTERNATIONAL GAME TECHNOLOGY, RENO, NEVADA, THIS INFORMATION IS DISCLOSED IN CONFIDENCE AND IS NOT TO BE COPIED, REPRODUCED, REVEALED TO OR APPROPRIATED BY OTHERS, IN PART OR IN WHOLE, WITHOUT THE EXPRESS CONSENT OF IGT. THIS PRINT IS LOANED AND RECIPIENT COVENANTS IT WILL NOT BE USED IN ANY MANNER DETRIMENTAL TO THE INTEREST OF IGT, AND MUST BE RETURNED ON DEMAND.
INTERNATIONAL GAME TECHNOLOGY
9295 PROTOTYPE DRIVE RENO, NV 89511
TITLE
SCHEMATIC
PCB, 960,S2000I
MOTHER BOARD
DWG. SIZE C
DWG. NO. 759 053 13
REV LTR A
DRAWN B. CARSON
DATE 3AUG00
CHECKED
DATE
APPROVED
DATE
SCALE NONE
SHT 3 OF 3
DWG NO 759 053 13