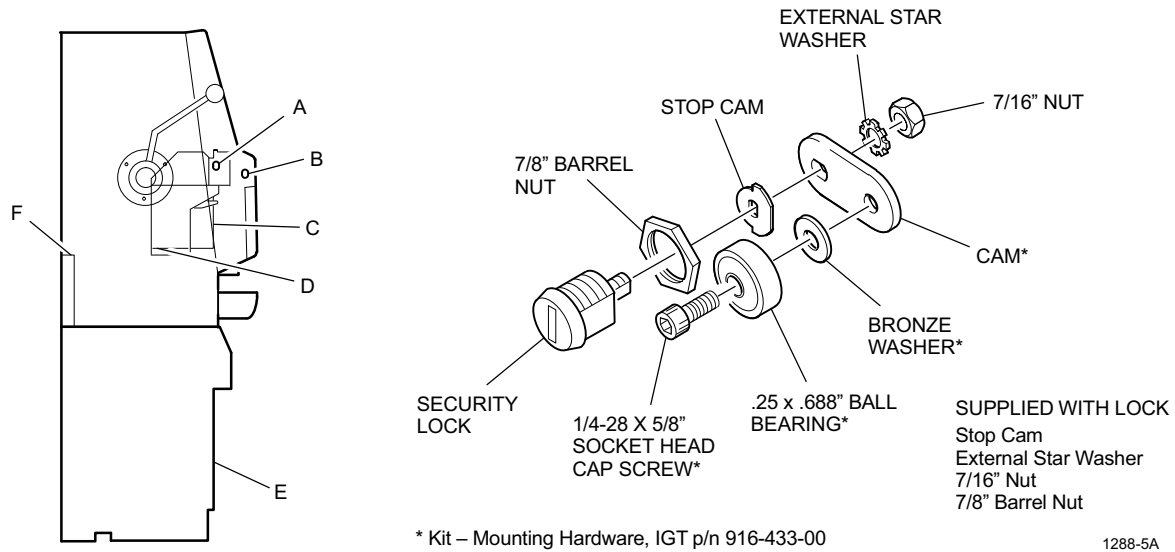




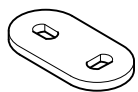


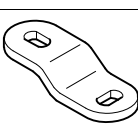


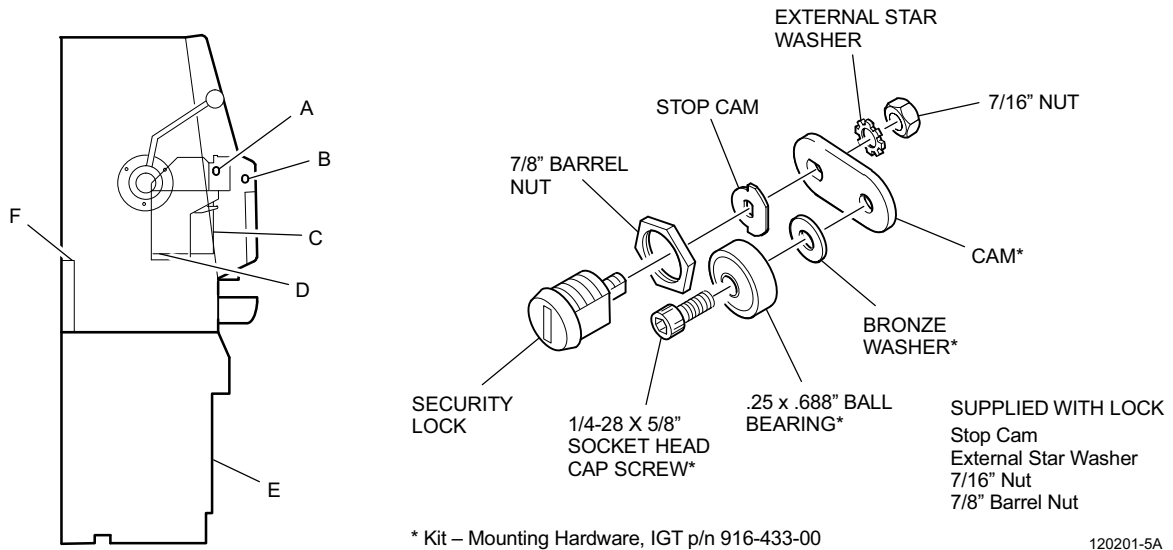
Table 2-7
Lock Specifications – S-Plus Upright with Imbedded (DBV) Bill Acceptor





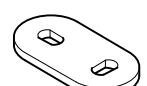
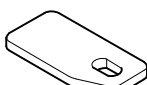




Location		Barrel Length 	Key Rotation 	Cams	
A	Machine Door	5/8" or 1-1/8" with 1/2" spacer (in hardware kit)	90° RH		p/n 803-078-00 (in hardware kit)
B	Belly Glass Door	5/8" or 1-1/8" with 1/2" spacer (in hardware kit)	90° RH		p/n 803-073-00 (in hardware kit)
C	Bill Acceptor Access Door	5/8" or 1-1/8" with 1/2" spacer (in hardware kit)	90° LH* or RH		p/n 803-081-00 (in hardware kit)
D	Processor Tray	5/8" with 3/8" spacer (in hardware kit)	90° LH*		p/n 803-058-00 (shipped with processor tray kit)
E	Bill Acceptor Cash Box	5/8" or 1-1/8" with 1/16" or 1/8" spacer (none with 1/8" barrel) (in hardware kit)	90° LH*		p/n 803-076-90 (taped to cash box)
F	Stand Drop Door	1-1/8"	90° or 180° RH		p/n 803-019-90 (in hardware kit)

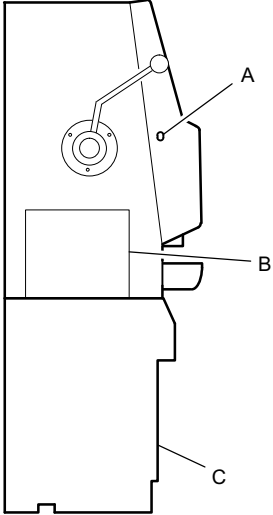
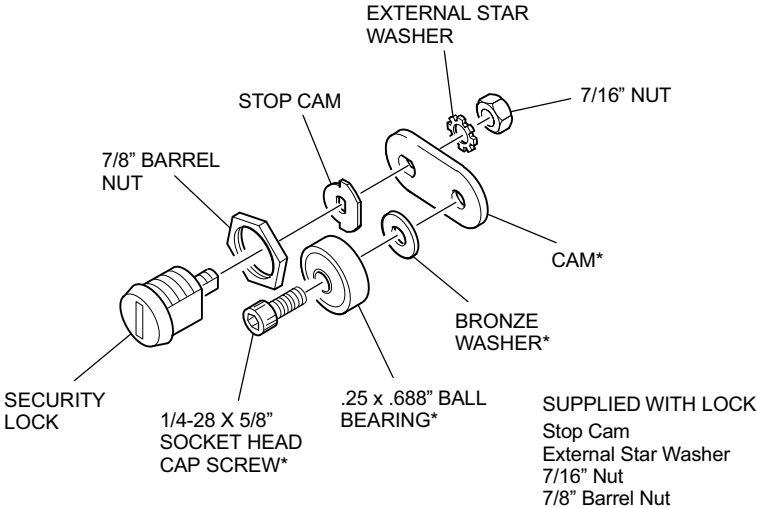





All IGT barrel diameters are 3/4" unless otherwise noted. *Left-hand unlocks with counterclockwise key rotation.

Table 2-8
Lock Specifications – S-Plus Upright with Imbedded (WBA) Bill Acceptor



Location		Barrel Length 	Key Rotation 	Cams	
A	Machine Door	5/8" or 1-1/8" with 1/2" spacer (in hardware kit)	90° RH		p/n 803-078-00 (in hardware kit)
B	Belly Glass Door	5/8" or 1-1/8" with 1/2" spacer (in hardware kit)	90° RH		p/n 803-073-00 (in hardware kit)
C	Bill Acceptor Access Door	5/8" or 1-1/8" with 1/2" spacer (in hardware kit)	90° LH* or RH		p/n 803-081-00 (in hardware kit)
D	Processor Tray	5/8" with 3/8" spacer (in hardware kit)	90° LH*		p/n 803-058-00 (shipped with processor tray kit)
E	Bill Acceptor Cash Box	5/8" or 1-1/8" with 1/16" or 1/8" spacer (none with 1/8" barrel) (in hardware kit)	90° LH*		p/n 803-329-90 (taped to cash box)
F	Stand Drop Door	1-1/8"	90° or 180° RH		p/n 803-019-90 (in hardware kit)

All IGT barrel diameters are 3/4" unless otherwise noted. *Left-hand unlocks with counterclockwise key rotation.

Table 2-9 Lock Specifications – S-Plus Upright without Imbedded Bill Acceptor					
<div><div></div><div><p>EXTERNAL STAR WASHER</p><p>7/16" NUT</p><p>STOP CAM</p><p>7/8" BARREL NUT</p><p>CAM*</p><p>BRONZE WASHER*</p><p>.25 x .688" BALL BEARING*</p><p>1/4-28 X 5/8" SOCKET HEAD CAP SCREW*</p><p>SECURITY LOCK</p><p>SUPPLIED WITH LOCK Stop Cam External Star Washer 7/16" Nut 7/8" Barrel Nut</p><p>* Kit – Mounting Hardware, IGT p/n 916-433-00</p><p>1288-4A</p></div></div>					
Location		Barrel Length 	Key Rotation 	Cams	
A	Machine Door	5/8" or 1-1/8" with 1/2" spacer (in hardware kit)	90° RH		p/n 803-078-00 (in hardware kit)
B	Processor Tray	5/8"	90° RH		p/n 803-058-00 (in hardware kit)
C	Stand Drop Door	1-1/8"	90° or 180° LH* or RH		p/n 803-019-90 (in hardware kit)
All IGT barrel diameters are 3/4" unless otherwise noted. *Left-hand unlocks with counterclockwise key rotation.					