







Figure 2-6. Lock Specifications – Game King 17" Upright with WBA®

Table 2-4. Lock Specifications – Game King 17” Upright with WBA®							
Lock Location		Barrel Length	Spacer Size/Part Number	Key Rotation	Cam	Cam Part Number	Location
A	Main Door	5/8”	1/16” 644-021-05	90° RH	 803-330-00	803-330-00	In hardware kit
B	Coin Box (Internal Drop)	5/8”	N/A	90° LH*	 803-082-01	803-082-01	In hardware kit
C	Processor Tray with Detect	5/8” or 1-1/8” with 1/16” or 1/2” spacer	1/16” 644-021-05 1/2” 644-021-00	90° LH*	 803-323-00	803-323-00	In processor tray
C	Belly Glass Door	5/8”	1/16” 644-021-05	90° LH*	 803-072-00	803-072-00	In hardware kit
D	Bill Acceptor Access Door	5/8”	1/16” 644-021-05	90° LH*	 803-074-00	803-074-00	In hardware kit
E	Bill Acceptor Bill Stacker Box Door	5/8” or 1-1/8” with 1/16” or no spacer	1/16” 644-021-05	90° LH*	 803-329-90	803-329-90	Taped to bill stacker