






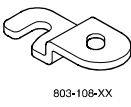



Table 2-14. Lock Specifications – Game King 19" Slant-Top with WBA®						
Lock Location		Barrel Length	Key Rotation	Cam	Part Number	Location
A	Bill Box Access Door	5/8" or 1-1/8" with 1/2" spacer	90° or 180° LH* or RH	 803-107-XX	803-107-00 803-107-01	<ul style="list-style-type: none"> One installed on shipping lock One in hardware kit
B	Bill Acceptor Bill Box	5/8" or 1-1/8"	90° LH*	 803-329-90	803-329-90 (dual lock capability)	Taped to cash box
C	Processor Tray Primary Lock	5/8" or 1-1/8" with 1/2" spacer	90° LH* or RH	 803-331-00	803-331-00	In processor tray or hardware kit
				 803-323-00	803-323-00	
D	Processor Tray Secondary Lock	5/8" or 1-1/8" with 1/2" spacer	90° LH*	 803-332-00	803-332-00	In processor tray or hardware kit
E	Coin Drop Door	1-1/8"	90° LH* or RH	 803-081-00	803-081-00	Installed on drop door shipping lock
F	Top Box/Top Panel (Main Door) Secondary Lock	5/8 or 1-1/8"	90° LH	 803-348-00	803-348-00 803-348-01	In hardware kit
G	Top Box/Top Panel (Main Door) Primary Lock	5/8 or 1-1/8"	90° RH	 803-108-XX	803-108-00 803-108-01	In hardware kit
H	Bill Acceptor Service Door Lock	5/8 or 1-1/8"	90° RH	 803-094-00	803-094-00	In hardware kit
All IGT barrel diameters are 3/4" unless otherwise noted. *Left-hand unlocks with counterclockwise key rotation.						