

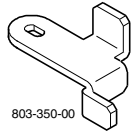



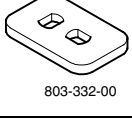
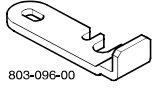
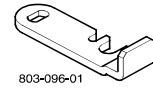





Table 2-8. Lock Specifications – Game King 19" Upright with WBA®						
Lock Location		Barrel Length	Key Rotation	Cam	Part Number	Location
A	Machine Door	5/8" or 1-1/8" with 1/2" spacer (in hardware kit)	0° RH	 803-350-00	803-350-00	In hardware kit
			90° RH	 803-350-01	803-350-01	In hardware kit
B	Processor Tray with Detect	5/8" or 1-1/8"	90° LH* or RH	 803-323-00	803-323-00	In processor tray
	Processor Tray Two-Lock Configuration	5/8" or 1-1/8" with 1/2" spacer	90° LH* or RH	 803-331-00	803-331-00	In processor tray
			90° LH*	 803-332-00	803-332-00	In processor tray
C	Belly Door	5/8" or 1-1/8" with 1/16" or 1/2" spacer (in hardware kit)	0° RH	 803-096-00	803-096-00	In hardware kit
			90° RH	 803-096-01	803-096-01	In hardware kit
D	Bill Acceptor Access Door	5/8" or 1-1/8" with 1/2" spacer (in hardware kit)	90° RH	 803-081-00	803-081-00	In hardware kit
E	Bill Acceptor Cash Box Door	5/8" (no spacer)	90° LH*	 803-329-90	803-329-90	Taped to cash box
F	Stand Drop Door	1-1/8"	90° or 180° RH	 803-019-90	803-019-90	In hardware kit

Table 2-8. (cont'd)						
Lock Specifications – Game King 19" Upright with WBA®						
Lock Location		Barrel Length	Key Rotation	Cam	Part Number	Location
G	Double Lock on Main Door	5/8" or 1-1/8" with with 1/16" or 1/2" spacer (in hardware kit)	0° RH	 803-073-00	803-073-00-00	In hardware kit
			90° RH	 803-073-01	803-073-00-01	In hardware kit
All IGT barrel diameters are 3/4" unless otherwise noted. *Left-hand unlocks with counterclockwise key rotation.						