







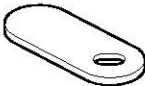
**Figure 3-9. Lock Specifications – Vision Series Slant-Top**

<b>Table 3-8.</b> <b>Lock Specifications – Vision Series Slant-Top with WBA®</b>						
Lock Location		Barrel Length	Key Rotation	Cam	Part Number	Location
A	Bill Box Access Door	5/8" or 1-1/8" with 1/2" spacer	90° or 180° LH* or RH	 803-107-XX	803-107-00 803-107-01	<ul style="list-style-type: none"> <li>• One installed on shipping lock</li> <li>• One in hardware kit</li> </ul>
		5/8" or 1-1/8"	90° LH*	 803-329-90	803-329-90 (dual lock capability)	Taped to cash box
C	Processor Tray Primary Lock	5/8" with 1/2" spacer	90° LH* or RH	 803-331-00	803-331-00 803-323-00	In processor tray or hardware kit
		1-1/8" with 1/2" spacer	90° LH* or RH	 803-323-00		
D	Processor Tray Secondary Lock	5/8" or 1-1/8" with 1/2" spacer	90° LH*	 803-332-00	803-332-00	In processor tray or hardware kit

**Table 3-8. (cont'd)**  
**Lock Specifications – Vision Series Slant-Top with WBA®**

Lock Location		Barrel Length	Key Rotation	Cam	Part Number	Location
E	Coin Drop Door	1-1/8"	90° or 180° RH	 803-081-00	803-081-00	Installed on drop door shipping lock
F	Top Panel (Main Door)/Top Box Secondary Lock	5/8" or 1-1/8"	90° LH	 803-348-00	803-348-00 803-348-01	In hardware kit
G	Top Panel (Main Door)/Top Box Primary Lock	5/8" or 1-1/8"	90° RH	 803-108-XX	803-108-00 803-108-01	In hardware kit
H	Bill Acceptor Service Door Lock	5/8" or 1-1/8"	90° RH	 803-094-00	803-094-00	In hardware kit

All IGT barrel diameters are 3/4" unless otherwise noted.

\*Left-hand unlocks with counterclockwise key rotation.