NOTES:

(UNLESS OTHERWISE SPECIFIED)

1) ALL THROUGH HOLE RESISTORS EXPRESSED IN OHMS 1/4W 5%
   ALL SURFACE MOUNT RESISTORS EXPRESSED IN OHMS 1/10W 5%
2) ALL CAPACITORS EXPRESSED IN MICROFARADS
3) ALL 14 PIN ICS, PIN 14 IS PWR, PIN 7 IS GND.
   ALL 16 PIN ICS, PIN 16 IS PWR, PIN 8 IS GND.
   ALL 20 PIN ICS, PIN 20 IS PWR, PIN 10 IS GND.
   ALL 32 PIN ICS, PIN 32 IS PWR, PIN 16 IS GND.

REVISIONS				
REV	ECO	DESCRIPTION	BY/DATE	CHK/DATE
EA		PROTOTYPE RELEASE	MSH/16FEB01	
A	11483	PRODUCTION RELEASE	MSH/22FEB01	

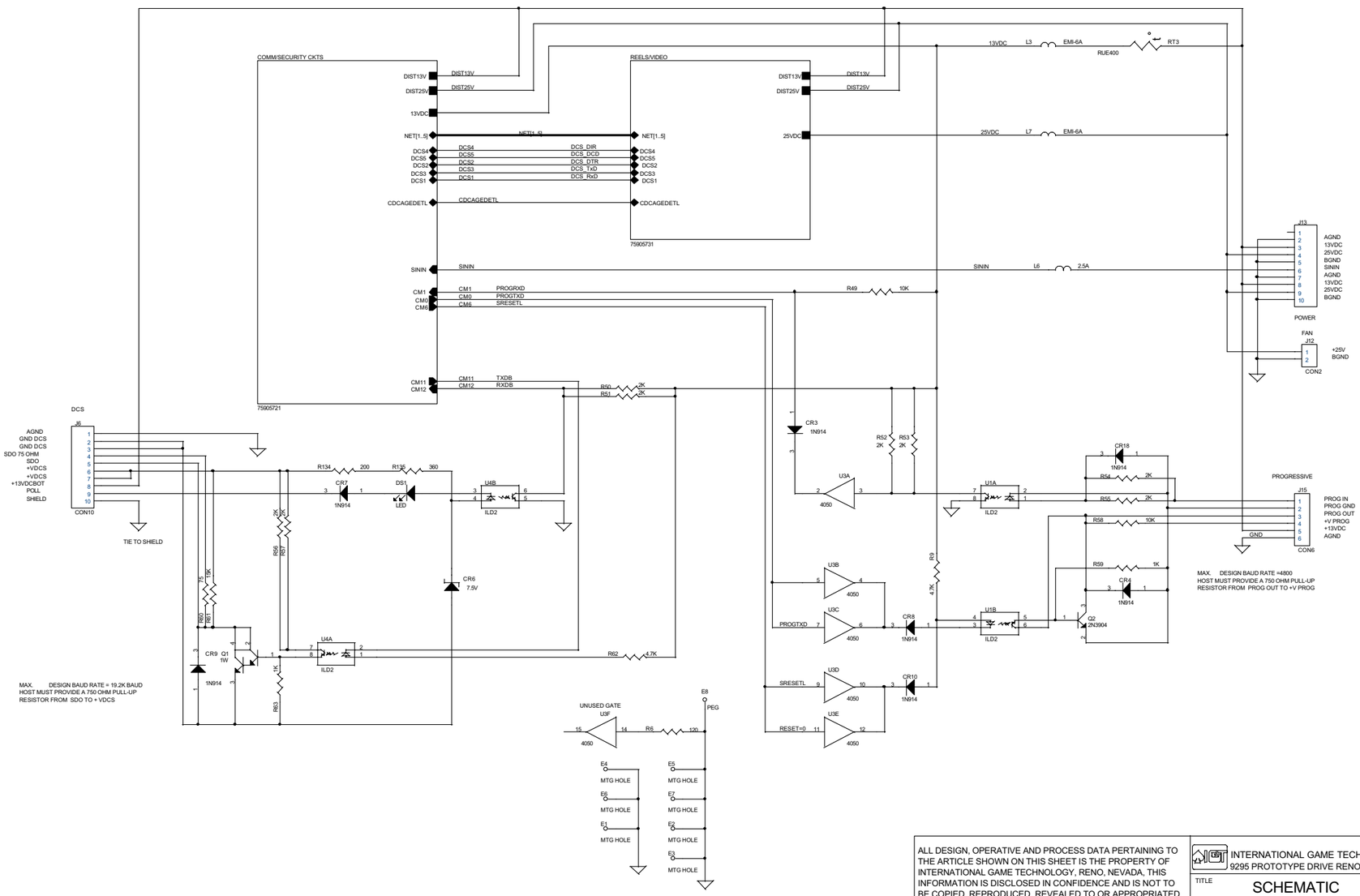

ALL DESIGN, OPERATIVE AND PROCESS DATA PERTAINING TO THE ARTICLE SHOWN ON THIS SHEET IS THE PROPERTY OF INTERNATIONAL GAME TECHNOLOGY, RENO, NEVADA, THIS INFORMATION IS DISCLOSED IN CONFIDENCE AND IS NOT TO BE COPIED, REPRODUCED, REVEALED TO OR APPROPRIATED BY OTHERS, IN PART OR IN WHOLE, WITHOUT THE EXPRESS CONSENT OF IGT. THIS PRINT IS LOANED AND RECIPIENT COVENANTS IT WILL NOT BE USED IN ANY MANNER DETRIMENTAL TO THE INTEREST OF IGT, AND MUST BE RETURNED ON DEMAND.

INTERNATIONAL GAME TECHNOLOGY
9295 PROTOTYPE DRIVE RENO, NV 89511

TITLE: SCHEMATIC PCB,MOTHERBOARD II,960

DWG. SIZE	DWG. NO.	REV LTR
C	759 057 11	A

DRAWN	DATE	CHECKED	DATE	APPROVED	DATE	SCALE	SHT 1 OF 3
MSH	16FEB01					NONE	

DWG NO. 759 057 11

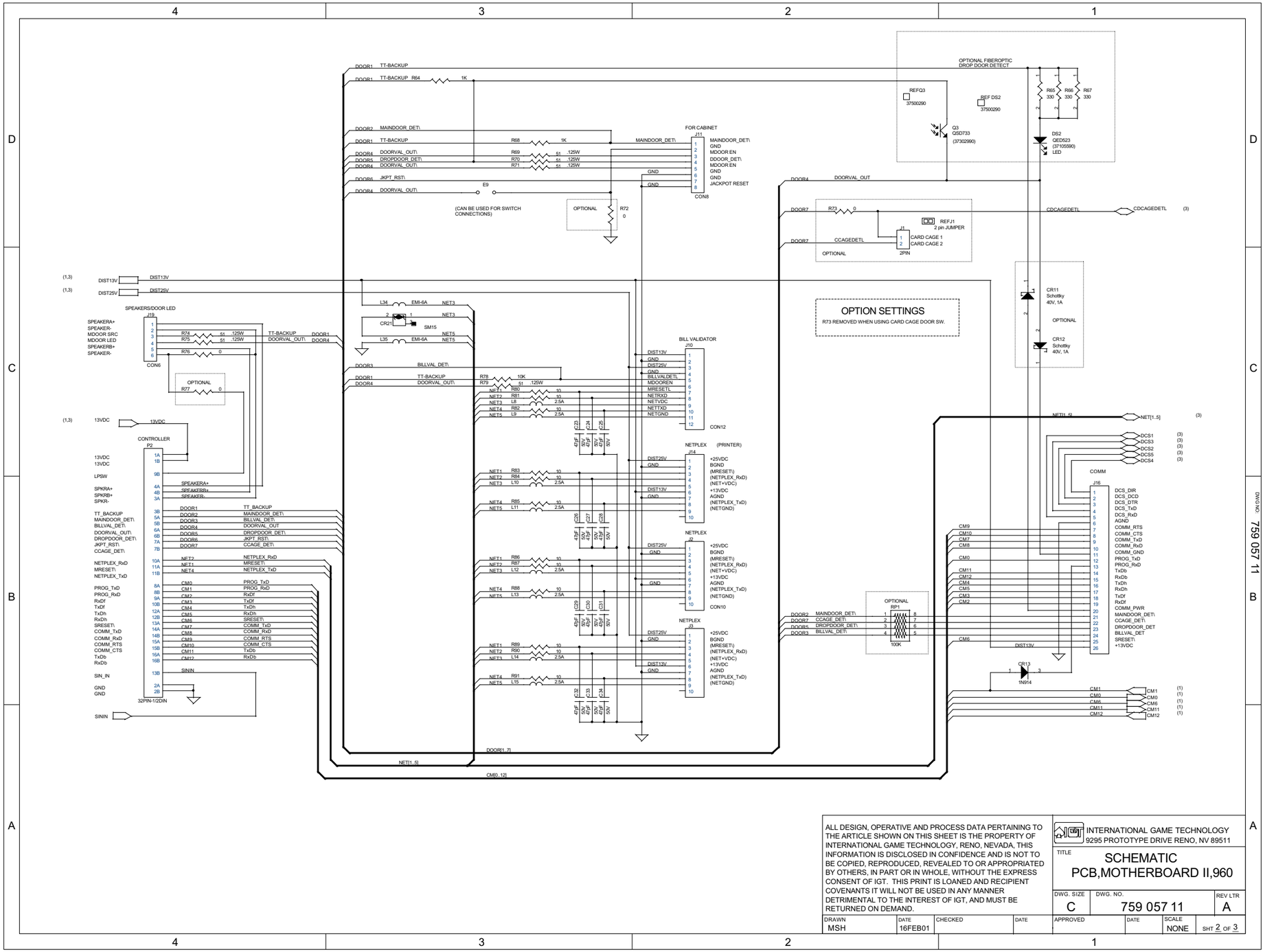
OPTION SETTINGS
R73 REMOVED WHEN USING CARD CAGE DOOR SW.
ALL DESIGN, OPERATIVE AND PROCESS DATA PERTAINING TO THE ARTICLE SHOWN ON THIS SHEET IS THE PROPERTY OF INTERNATIONAL GAME TECHNOLOGY, RENO, NEVADA, THIS INFORMATION IS DISCLOSED IN CONFIDENCE AND IS NOT TO BE COPIED, REPRODUCED, REVEALED TO OR APPROPRIATED BY OTHERS, IN PART OR IN WHOLE, WITHOUT THE EXPRESS CONSENT OF IGT. THIS PRINT IS LOANED AND RECIPIENT COVENANTS IT WILL NOT BE USED IN ANY MANNER DETRIMENTAL TO THE INTEREST OF IGT, AND MUST BE RETURNED ON DEMAND.
INTERNATIONAL GAME TECHNOLOGY
9295 PROTOTYPE DRIVE RENO, NV 89511
TITLE
SCHEMATIC
PCB,MOTHERBOARD II,960
DWG. SIZE C
DWG. NO. 759 057 11
REV LTR A
DRAWN MSH
DATE 16FEB01
CHECKED
DATE
APPROVED
DATE
SCALE NONE
SHT 2 OF 3
DWG NO. 759 057 11

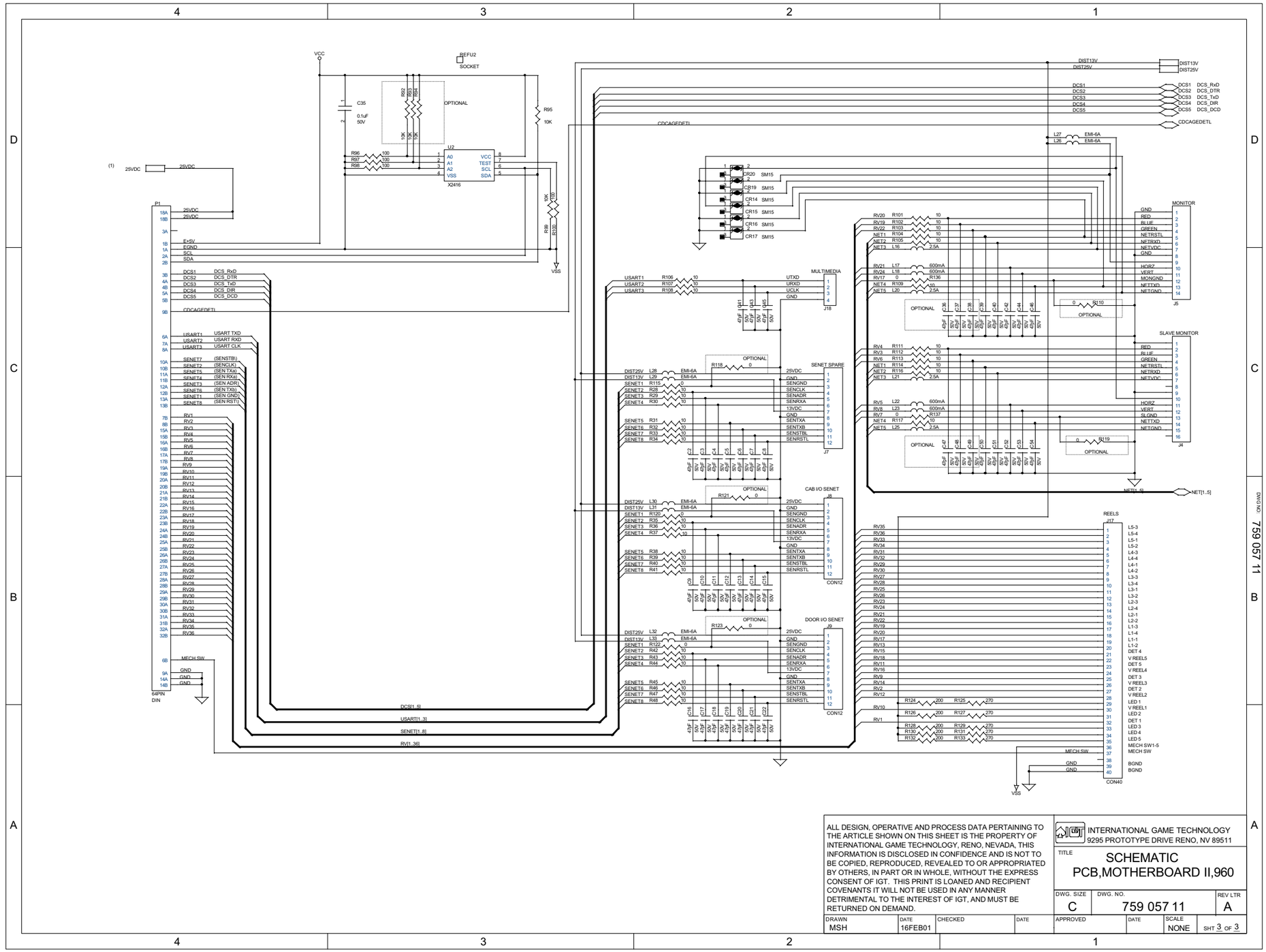
P1
64PIN
DIN
U2
X2416
REFU2
SOCKET
OPTIONAL
MULTIMEDIA
J18
SENET SPARE
J7
CAB I/O SENET
J8
CON12
DOOR I/O SENET
J9
MONITOR
J5
SLAVE MONITOR
J4
REELS
J17
CON40
ALL DESIGN, OPERATIVE AND PROCESS DATA PERTAINING TO THE ARTICLE SHOWN ON THIS SHEET IS THE PROPERTY OF INTERNATIONAL GAME TECHNOLOGY, RENO, NEVADA, THIS INFORMATION IS DISCLOSED IN CONFIDENCE AND IS NOT TO BE COPIED, REPRODUCED, REVEALED TO OR APPROPRIATED BY OTHERS, IN PART OR IN WHOLE, WITHOUT THE EXPRESS CONSENT OF IGT. THIS PRINT IS LOANED AND RECIPIENT COVENANTS IT WILL NOT BE USED IN ANY MANNER DETRIMENTAL TO THE INTEREST OF IGT, AND MUST BE RETURNED ON DEMAND.
INTERNATIONAL GAME TECHNOLOGY
9295 PROTOTYPE DRIVE RENO, NV 89511
TITLE
SCHEMATIC
PCB,MOTHERBOARD II,960
DWG. SIZE C
DWG. NO. 759 057 11
REV LTR A
DRAWN MSH
DATE 16FEB01
CHECKED
DATE
APPROVED
DATE
SCALE NONE
SHT 3 OF 3
759 057 11

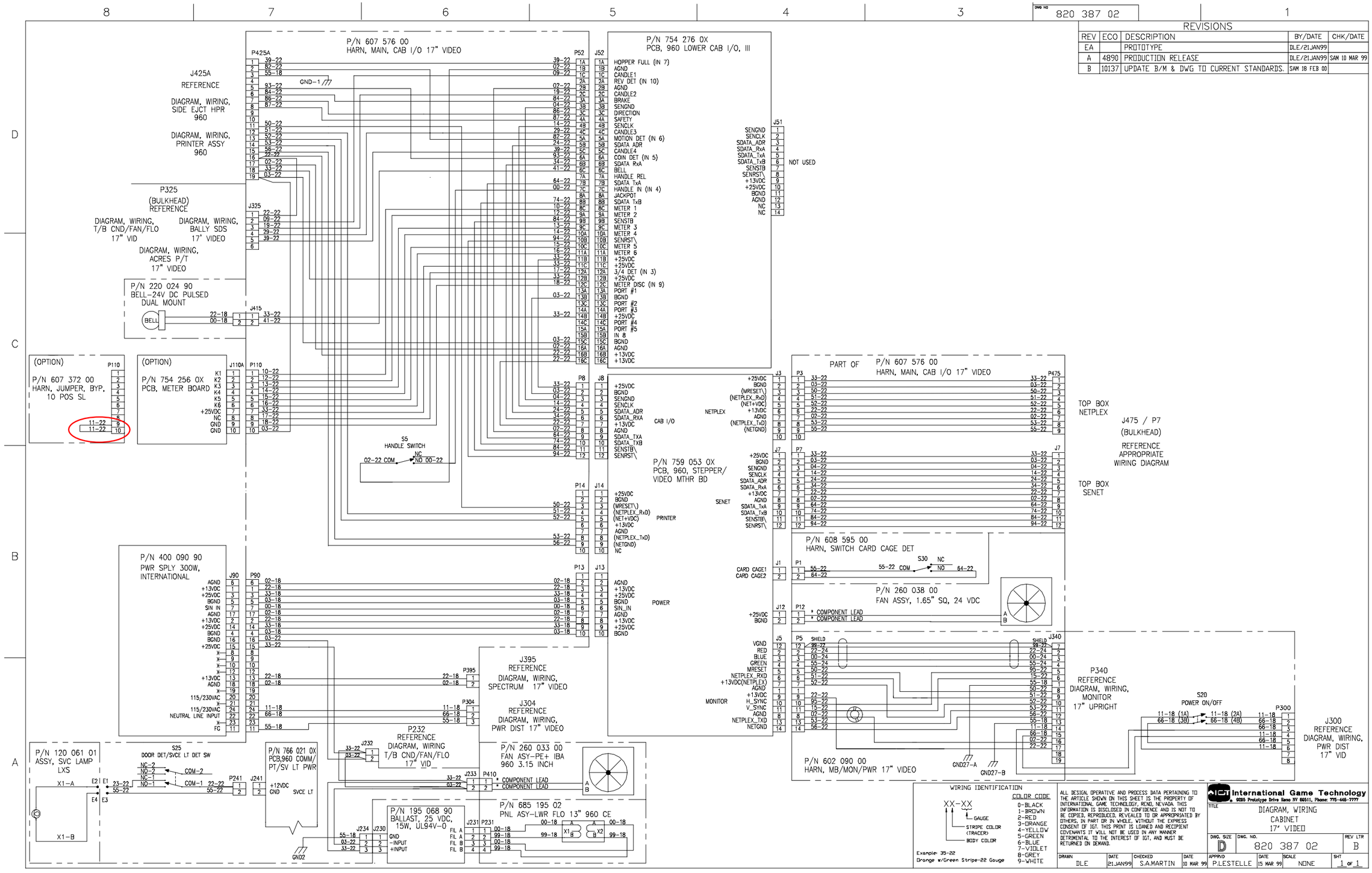
DWG NO 820 387 02
REVISIONS
REV ECO DESCRIPTION BY/DATE CHK/DATE
EA PROTOTYPE DLE/21JAN99
A 4890 PRODUCTION RELEASE DLE/21JAN99 SAM 10 MAR 99
B 10137 UPDATE B/M & DWG TO CURRENT STANDARDS. SAM 18 FEB 00
P/N 607 576 00
HARN, MAIN, CAB I/O 17" VIDEO
J425A
REFERENCE
DIAGRAM, WIRING, SIDE EJCT HPR 960
DIAGRAM, WIRING, PRINTER ASSY 960
P325
(BULKHEAD)
REFERENCE
DIAGRAM, WIRING, T/B CND/FAN/FLO 17" VID
DIAGRAM, WIRING, BALLY SDS 17" VIDEO
DIAGRAM, WIRING, ACRES P/T 17" VIDEO
P/N 220 024 90
BELL-24V DC PULSED
DUAL MOUNT
(OPTION)
P/N 607 372 00
HARN, JUMPER, BYP, 10 POS SL
(OPTION)
P/N 754 256 0X
PCB, METER BOARD
P/N 754 276 0X
PCB, 960 LOWER CAB I/O, III
HOPPER FULL (IN 7)
CANDLE1
REV DET (IN 10)
CANDLE2
BRAKE
DIRECTION
SAFETY
SENCLK
CANDLE3
MOTION DET (IN 6)
SDATA ADR
CANDLE4
COIN DET (IN 5)
SDATA RxA
BELL
HANDLE REL
SDATA TxA
HANDLE IN (IN 4)
JACKPOT
SDATA TxB
METER 1
METER 2
SENSTB
METER 3
METER 4
SENRST\
METER 5
METER 6
+25VDC
3/4 DET (IN 3)
METER DISC (IN 9)
PORT #1
PORT #2
PORT #3
PORT #4
PORT #5
IN 8
NOT USED
S5
HANDLE SWITCH
P/N 759 053 0X
PCB, 960, STEPPER/ VIDEO MTHR BD
CAB I/O
PRINTER
POWER
P/N 400 090 90
PWR SPLY 300W, INTERNATIONAL
P/N 608 595 00
HARN, SWITCH CARD CAGE DET
P/N 260 038 00
FAN ASSY, 1.65" SQ, 24 VDC
PART OF P/N 607 576 00
HARN, MAIN, CAB I/O 17" VIDEO
TOP BOX NETPLEX
TOP BOX SENET
J475 / P7
(BULKHEAD)
REFERENCE APPROPRIATE WIRING DIAGRAM
J395
REFERENCE
DIAGRAM, WIRING, SPECTRUM 17" VIDEO
J304
REFERENCE
DIAGRAM, WIRING, PWR DIST 17" VIDEO
P340
REFERENCE
DIAGRAM, WIRING, MONITOR 17" UPRIGHT
S20
POWER ON/OFF
J300
REFERENCE
DIAGRAM, WIRING, PWR DIST 17" VID
P/N 120 061 01
ASSY, SVC LAMP LXS
S25
DOOR DET/SVCE LT DET SW
P/N 766 021 0X
PCB,960 COMM/ PT/SV LT PWR
P232
REFERENCE
DIAGRAM, WIRING T/B CND/FAN/FLO 17" VID
P/N 260 033 00
FAN ASY-PE+ IBA 960 3.15 INCH
P/N 195 068 90
BALLAST, 25 VDC, 15W, UL94V-0
P/N 685 195 02
PNL ASY-LWR FLO 13" 960 CE
P/N 602 090 00
HARN, MB/MON/PWR 17" VIDEO
WIRING IDENTIFICATION
COLOR CODE
0-BLACK
1-BROWN
2-RED
3-ORANGE
4-YELLOW
5-GREEN
6-BLUE
7-VIOLET
8-GREY
9-WHITE
Example 35-22
Orange w/Green Stripe-22 Gauge
ALL DESIGN, OPERATIVE AND PROCESS DATA PERTAINING TO THE ARTICLE SHOWN ON THIS SHEET IS THE PROPERTY OF INTERNATIONAL GAME TECHNOLOGY, RENO, NEVADA. THIS INFORMATION IS DISCLOSED IN CONFIDENCE AND IS NOT TO BE COPIED, REPRODUCED, REVEALED TO OR APPROPRIATED BY OTHERS, IN PART OR IN WHOLE, WITHOUT THE EXPRESS CONSENT OF IGT. THIS PRINT IS LOANED AND RECIPIENT COVENANTS IT WILL NOT BE USED IN ANY MANNER DETRIMENTAL TO THE INTEREST OF IGT, AND MUST BE RETURNED ON DEMAND.
International Game Technology
9295 Prototype Drive Reno NV 89511, Phone: 775-448-7777
TITLE
DIAGRAM, WIRING CABINET 17" VIDEO
DWG. SIZE D
DWG. NO. 820 387 02
REV LTR B
DRAWN DLE DATE 21JAN99
CHECKED S.A.MARTIN DATE 10 MAR 99
APPRVD P.LESTELLE DATE 15 MAR 99
SCALE NONE
SHT 1 OF 1