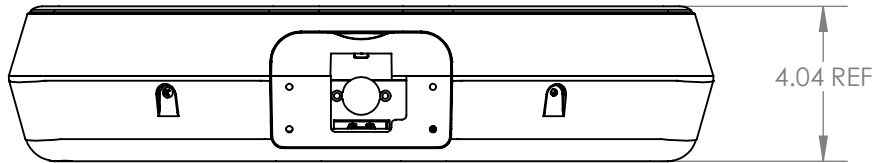
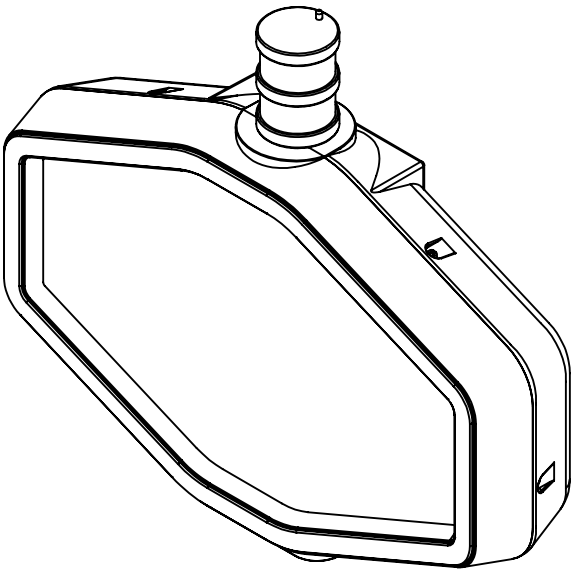
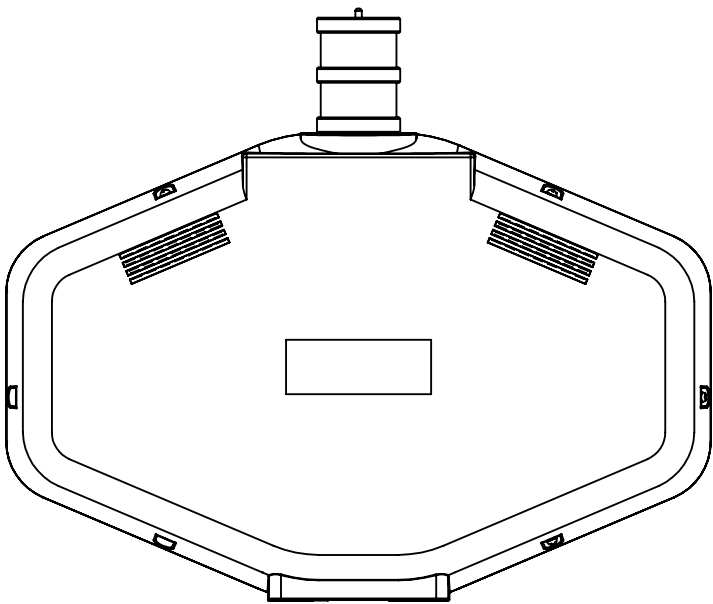
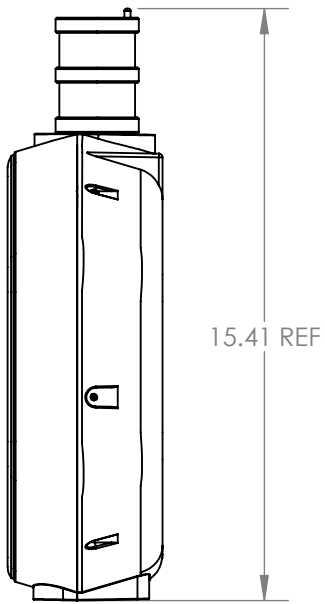
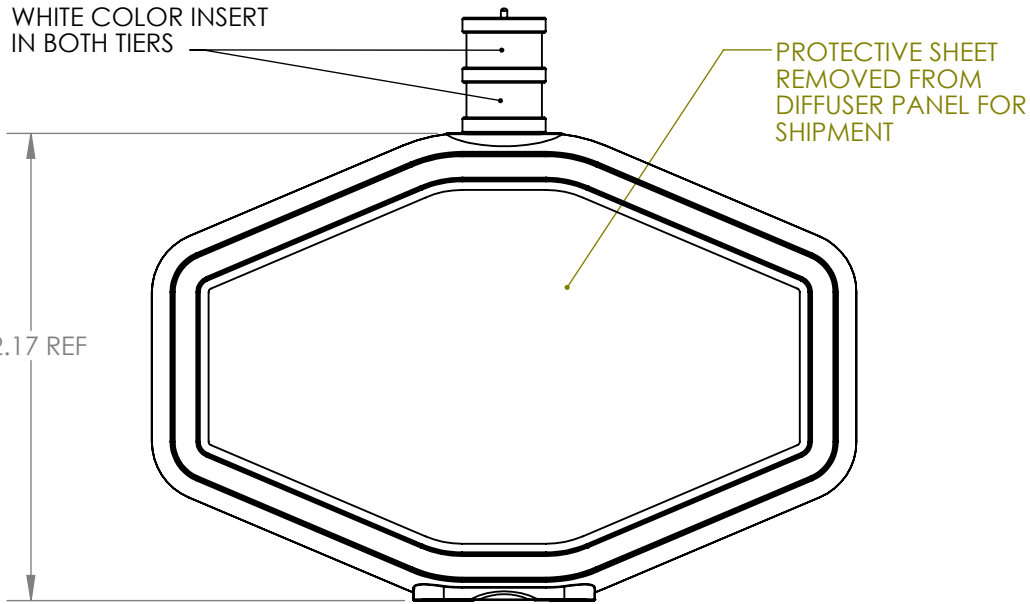
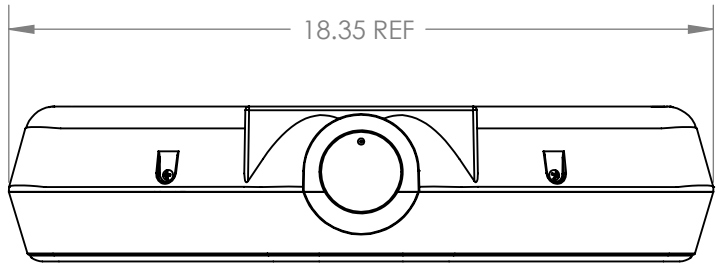


DRAWING NO.
91440000GA

REV.	ZONE	DESCRIPTION	E.C.N. #	BY	DATE
A	-	INITIAL RELEASE	-	JEL	5/1/09
B	-	REMOVE MODEL LABEL	27252	JEL	10/5/09



- NOTES:
- ITEMS NOT SHOWN:
 - 96-0014-00 - IGT SAVP CANDLE SHORT FOIL KIT
 - HARDWARE KIT (4PCS - M4 X 8 BLACK COLOR MACHINE SCREW, 4PCS - M4 NUT WITH LOCKWASHER, 4PCS - WASHER 4.3MM X 10.2MM X 1MM)
 - J1 = MOLEX 6-PIN MINI-FIT - HOUSING#39-01-2080 TERMINAL #39-00-0065
J4 = .250" INSULATED FEMALE DISCONNECT (REF. PANDUIT DNF10-250FIB-2K)
J5 = USB SERIES "A" TYPE PLUG
 - BEZEL MOUNTING SCREWS PROVIDED IN HARDWARE KIT (SEE NOTE 1).
HOUSING IS ATTACHED BY SNAP FIT ONLY FOR SHIPMENT.

J1 CONNECTOR PIN-OUT (POWER)

PIN	COLOR	FUNCTION
1	RED	+12VDC MAIN PCBA
2	YELLOW	GROUND
3	BROWN	+V CANDLE
4	ORANGE	LAMP 1 - CANDLE
5	GREEN	LAMP 2 - CANDLE
6	BLUE	LAMP 3 - CANDLE
7	PURPLE	LAMP 4 - CANDLE
8	BLACK	+24VDC BACKLIGHT

J4 CONNECTOR PIN-OUT (GROUND)

PIN	COLOR	FUNCTION
1	GREEN /YELLOW STRIPE	EARTH GROUND


J5 CONNECTOR PIN-OUT (USB)

PIN	COLOR	FUNCTION
1	RED	VBUS
2	WHITE	D-
3	GREEN	D+
4	BLACK	GROUND
SHELL	DRAIN WIRE	SHIELD

TOLERANCES ARE:		
FRACTIONS	DECIMALS	ANGLES
± 1/32	XX ± .01 XXX ± .005	± 0°30'
UNLESS OTHERWISE SPECIFIED, DIMENSIONS ARE IN INCHES.		

DO NOT SCALE DRAWING.

THIS PRINT IS THE PROPERTY OF SUZO HAPP GROUP
AND SHALL NOT BE REPRODUCED, COPIED NOR DISCLOSED
TO OTHERS. PRINT TO BE RETURNED UPON REQUEST.



DRAWING NAME										
ASSY GENERIC TOPPER POLYGON BLACK										
DRAWN BY		JEL		DATE	4/27/09	CHECKED BY		DATE		
SIZE	B	SCALE	1 : 5	DRAWING NO.				91440000GA	REV.	B
		SHEET	1 of 1							